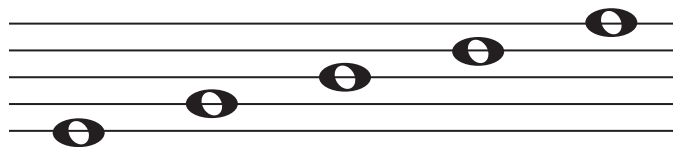


# WORKSHEET

## The Staff: Skipping Up




Skipping Up on Lines



Skipping Up on Spaces

**Q:** Draw a note a skip up from the given note.



Five musical staves, each with a single note on the first space (F) and blank space for a second note a skip up.

Five musical staves, each with a single note on the first line (G) and blank space for a second note a skip up.

# WORKSHEET

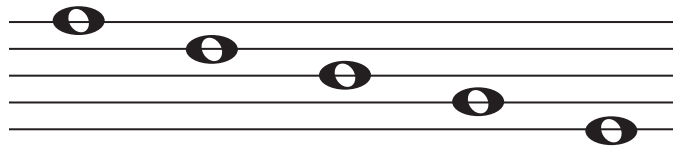
The Staff: Skipping Up

**Q:** Match the frog to the lily pad by skipping up.

The worksheet contains seven frogs and seven lily pads. Each frog and lily pad has a musical staff with a single note on a different line. The frogs are in various poses: one is jumping, one is upside down, one is on a lily pad, one is sitting, one is on a lily pad with a stem, one is sitting, and one is sitting. The lily pads are also in various orientations. The goal is to match each frog to its corresponding lily pad based on the note's position on the staff.

# WORKSHEET

## The Staff: Skipping Down














### Skipping Down on Lines



### Skipping Down on Spaces

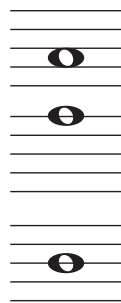
**Q:** Draw a note a skip down from the given note.



# WORKSHEET

## The Staff: Skipping Down

Q: Colour a skip down from:



Yellow,

Purple,

Blue.

